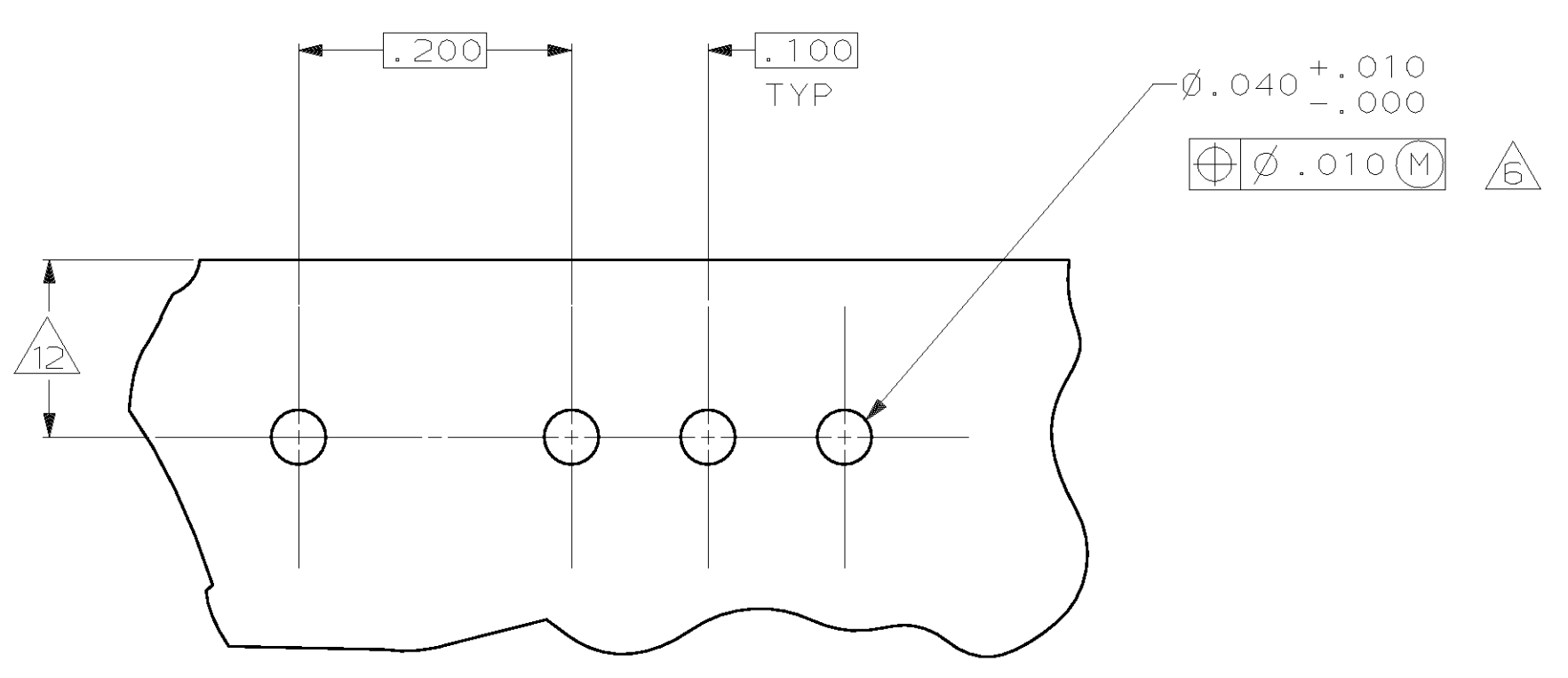
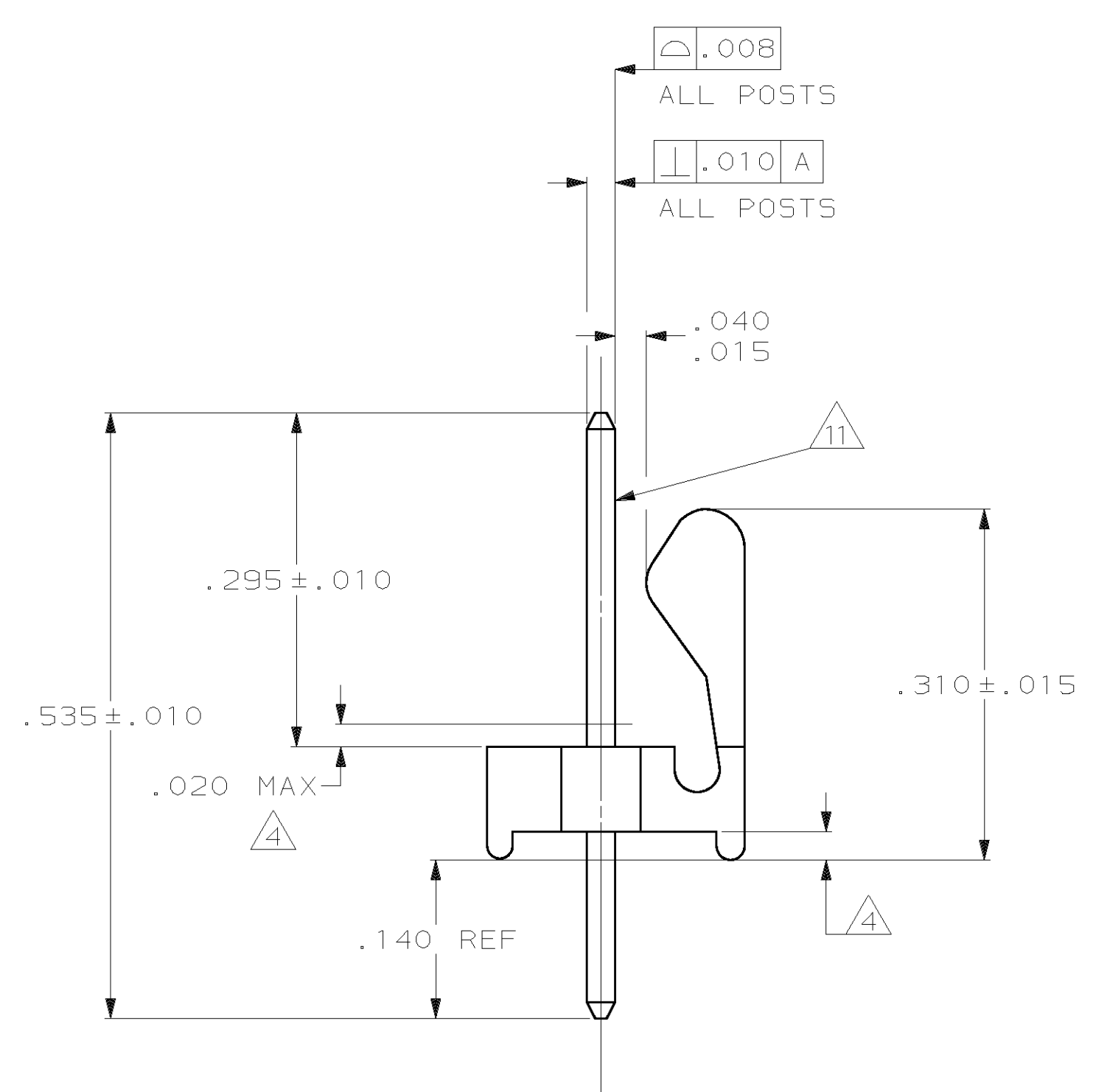
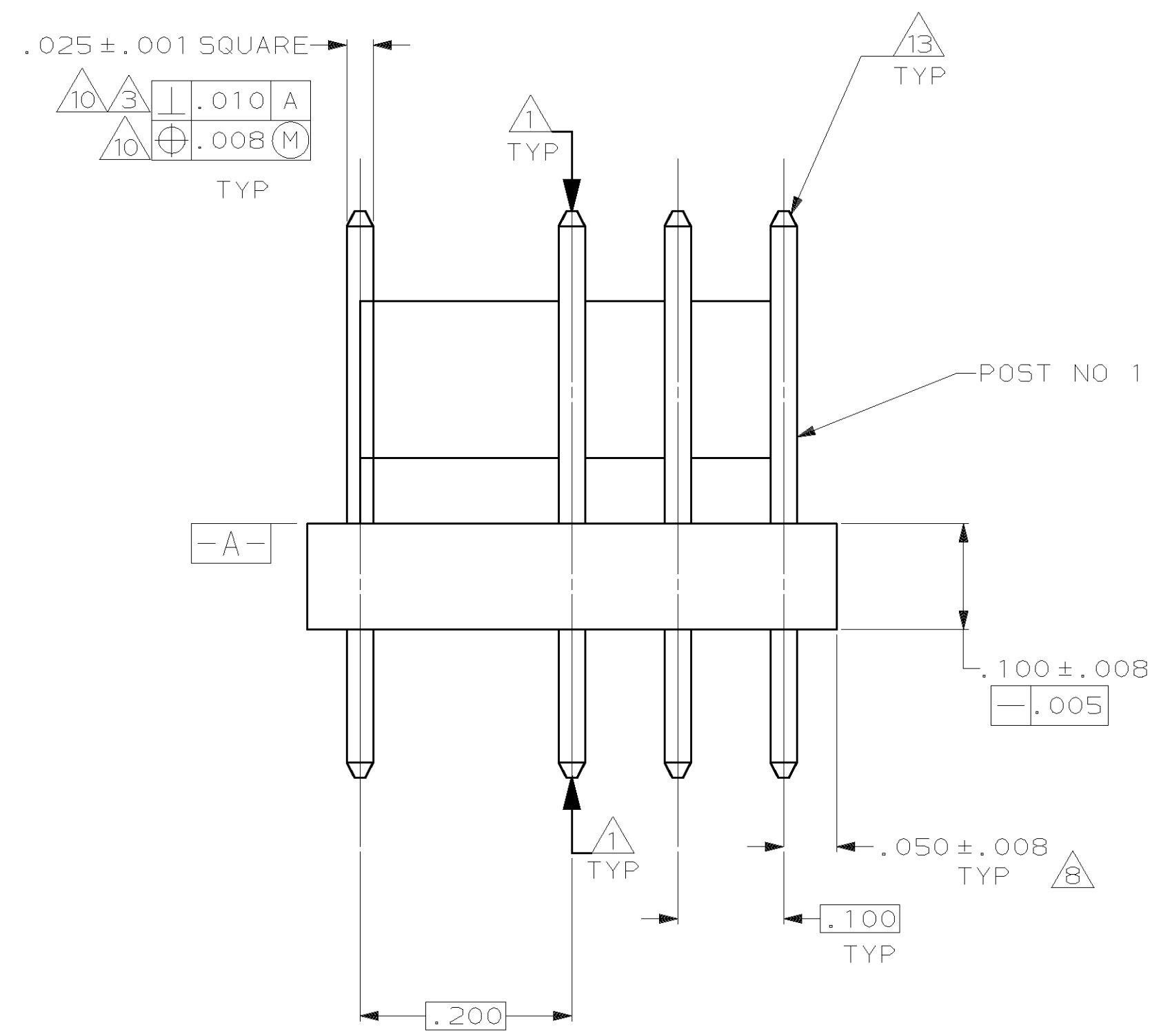
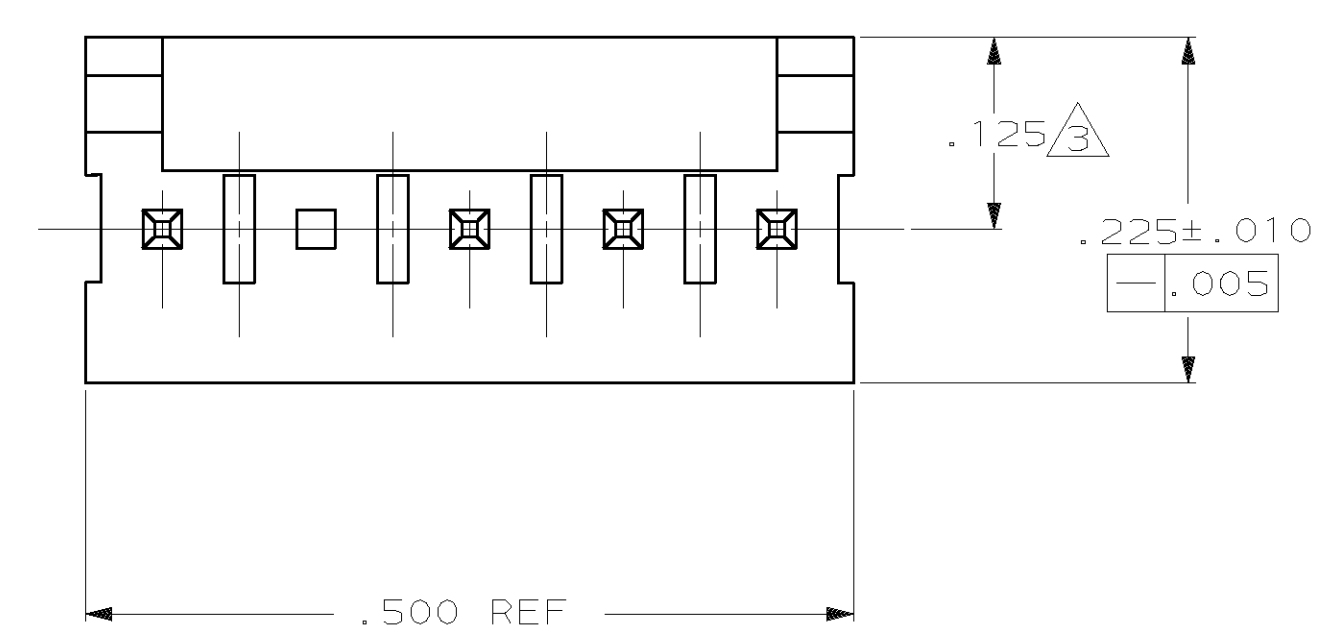


LOC		DIST		P		ZONE		LTR		REVISIONS		DATE	APPD
CM	54	P	F							DESCRIPTION			
										5	REV PER EC 0G1B-0221-98	26-FEB-99	JH RS



- 1 POST TO WITHSTAND 13 NEWTONS (3 LBS) MIN. AXIAL FORCE IN BOTH DIRECTIONS SHOWN WITHOUT DISLODGING.
- 2 TOLERANCES APPLY TO SOLDER SIDE OF BOARD.
- 3 MEASURED AT SURFACE -A-
- 4 PLASTIC FLASH PERMITTED IN THIS AREA.
- 5 PARTS COMPLY WITH AMP SOLDERABILITY SPEC. NO. 109-11-2.
- 6 ONE HOLE MAY BE UNDERSIZED (.032-.035 DIA) FOR ASSEMBLY RETENTION DURING WAVE SOLDERING.
- 7 MATERIAL: HEADER-THERMOPLASTIC POLYESTER UL94V-0 (NATURAL) POST-COPPER ALLOY (TIN-PLATED)
- 8 COORDINATE DIMENSION APPLIES FROM CENTER OF ACTUAL FEATURE.
- 9 PLASTIC BURRS CAUSED BY CUT-OFF TOOLING ARE PERMITTED WITHIN THE MAXIMUM TOLERANCE ENVELOPE.
- 10 POSTS TO BE MEASURED WHEN STRIP IS HELD FLAT.
- 11 POSTS MUSTS WITHSTAND TWO 90° BENDS AGAINST EXTRUSION WITHOUT BREAKING.
- 12 DIMENSION SHOULD BE .130 MIN WHEN MATING WITH A MTA 100 CONNECTOR ASSEMBLY OR A CST 100 CONNECTOR.
- 13 PIN BURR OF .005 MAX. VERTICAL AND .003 MAX. HORIZONTAL PERMITTED AT POST TIPS ON BOTH ENDS.

IN	MM	IN	MM
.040	1.02	.535	13.59
.035	0.89	.500	12.70
.032	0.81	.310	7.87
.025	0.64	.295	7.49
.020	0.51	.225	5.72
.015	0.38	.200	5.08
.010	0.25	.140	3.56
.008	0.20	.130	3.30
.005	0.13	.125	3.18
.003	0.08	.100	2.54
.001	0.03	.063	1.60
.000	0.00	.050	1.27

CONVERSION TABLE

**METRIC**

THIS DRAWING IS A CONTROLLED DOCUMENT FOR AMP INCORPORATED. IT IS SUBJECT TO CHANGE AND THE CONTROLLING ENGINEERING ORGANIZATION SHOULD BE CONTACTED FOR THE LATEST REVISION.

643140-2 SHOWN

2 & 4	643140-7
3	643140-6
2	643140-3
4	643140-2
POST NUMBER OMITTED	PART NUMBER

POST NO. OMITTED		PART NO	
DO NOT SCALE PRINT. UNLESS SPECIFIED DIMENSIONS IN mm [INCHES]		DR 3-30-93 L. SMITH	
TOLERANCES ON:		CHK 3-30-93 R. SWING	
2 PLC DEC ±		APPD 4-15-93 R. SPEER	
3 PLC DEC ± .005		APPD 4-15-93 R. SPEER	
ANGLES ± 0°30'		PRODUCT SPEC	
MATERIAL		APPLICATION SPEC	
FINISH		SIZE	CAGE CODE
		D	00779
		DRAWING NO	C=643140
		SCALE	8:1
		SHEET	1 OF 1

**AMP** AMP Incorporated  
 Harrisburg, PA 17105-3508  
 NAME: MTA-100 HEADER ASSEMBLY, FRICTION LOCK, NOTCHED, .025 SQUARE STRAIGHT POST, TIN PLATED, 5 POSITION, OMITTED POST